



The globally reliable expert of bone cutting

US-II LED

High efficiency & Security

Equipped with

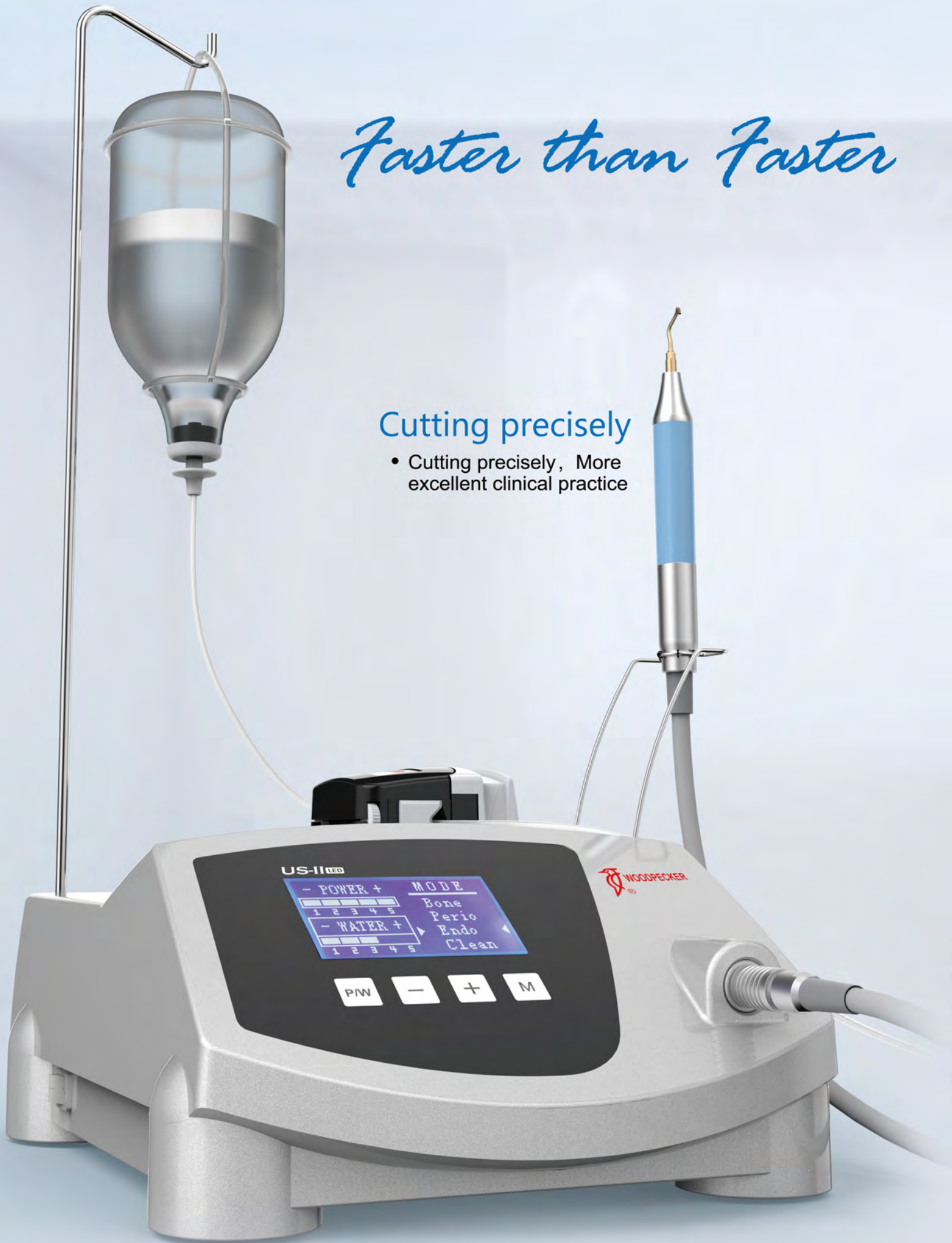
- 2 Handpieces
- 14 Tips



Faster than Faster

Cutting precisely


- Cutting precisely, More excellent clinical practice






Working 10 min under full power, test the temperature of handpieces


Woodpecker Brand 33°C



Well-known European Brand S 30°C



Well-known European Brand M 33°C



Well-known Asian Brand D 38°C

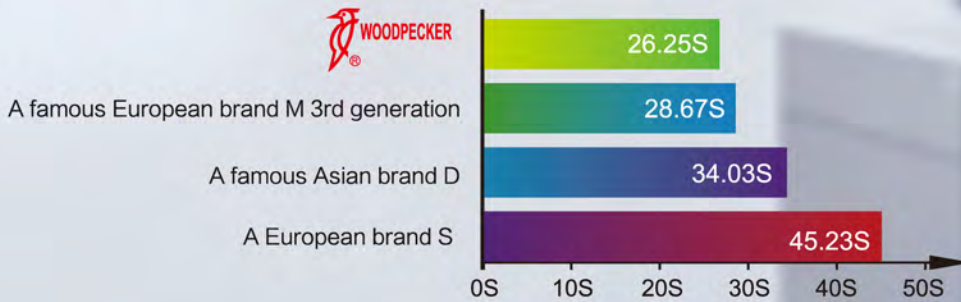
Safe

- Handpiece and pump line can burden UHT sterilization, to make sure the bacteria-free environment

Newly developed handpiece

- Developed internal Structure: handpiece and tip are more compatible, with steady output
- Developed packaging technology: more stable after UHT sterilization, with constant quality

Comparison of cutting efficiency with other famous brands



Convenient and fast operation

- Display and operation interface are water proof and dirt resistant, more fit clinical practice



US-II LED, as the product with the core technology of WOODPECKER: owns complete clinical monitoring system, guarantee the safety; adopts Cascade Fixed Frequency, with more steady and efficient vibration matching; with developed spare parts, is more close to and focus on clinical practice.

Clinical practice

US2		
Crest splitting	Tooth extraction	Retrograde preparation

Technical parameters

Supply voltage 100 - 240V~ 50Hz/60Hz
 Frequency 24kHz~36kHz
 Max. power absorbed 120VA
 Main unit weight 3.1kg
 Dimensions 330mm×254mm×167mm

Add: Information Industrial Park, Guilin National High-Tech Zone,
 Guilin, Guangxi, 541004 P. R. China
 Tel: Europe Sales Dept.:+86-773-5873196, +86-773-2125222
 North America, South America &
 Oceania Sales Dept.: +86-773-5873198, +86-773-2125123
 Asia & Africa Sales Dept.:+86-773-5855350, +86-773-2125896
 Fax: +86-773-5822450
 E-mail: woodpecker@glwoodpecker.com, sales@glwoodpecker.com
 Web: <http://www.glwoodpecker.com>

EC REP Wellkang Ltd (www.CE-Marking.eu)
 29 Harley St., LONDON, W1G 9QR, UK

2016 1.0 Edition

US-II LED Tip Series

A Wide Choice for Application

Basic kit




Sinus lift kit




Osteotomy kit



Extraction kit



Periodontal kit



Retro surgical kit




Implant prep kit




Equipped with 14 tips ◉


Bone surgery

- ◉ **US1**



Osteotomy

- ◉ **US1L**



Osteotomy

- ◉ **US1R**



Osteotomy

- ◉ **US2**



Osteotomy

- ◉ **US3**


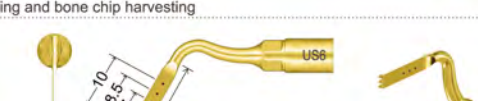
Osteotomy of precision in the thin regions

- ◉ **US4**


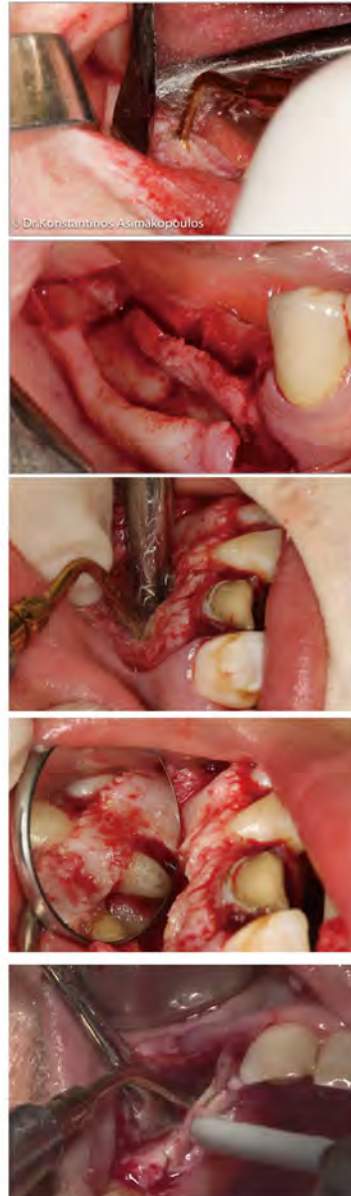
Bone remodeling and bone chip harvesting

- ◉ **US5**



Bone remodeling and bone chip harvesting

- US6**



Precise osteotomy




Endodontic

- UE1**



Apical root debridement (diamond-coated)
*The size of diamond grit is 40µm.

- UE2**


Soft apical root debridement

- UE3**


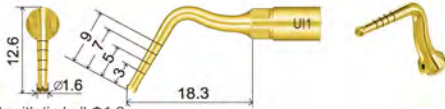
Apical root debridement (diamond-coated)
*The size of diamond grit is 40µm.

- UE4**




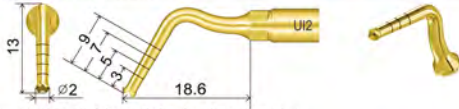
Implantation

UI1



Used for implant, with tip ball $\Phi 1.6\text{mm}$

UI2



Used for implant, with tip ball $\Phi 2\text{mm}$, irrigation from tip point

NEW!
UI3



$\Phi 2\text{mm}$ implant site preparation tip, irrigation from tip point.

NEW!
UI4



$\Phi 3\text{mm}$ implant site preparation tip, irrigation from tip point.

NEW!
UI5



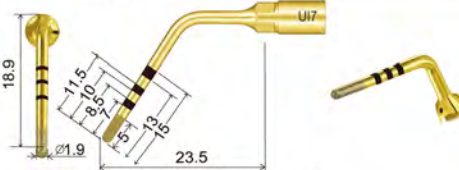
$\Phi 2\text{mm}$ implant site preparation tip, irrigation from tip point.

NEW!
UI6



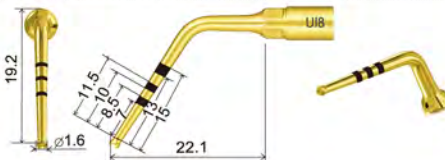
$\Phi 3\text{mm}$ implant site preparation tip, irrigation from tip point.

UI7



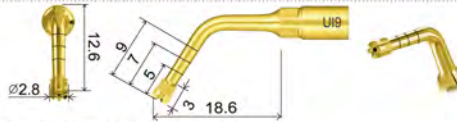
Finalize the implant site and bone preparation (diamond-coated)
*The size of diamond grit is $100\mu\text{m}$.

UI8



For implantation, in plus size, with tip ball $\Phi 1.6\text{mm}$

UI9



Used for implant, with tip ball $\Phi 2.8\text{mm}$

Exelcymosis

UC1



Used for cutting ligaments, minimally damnification exelcymosis

NEW!
UC2

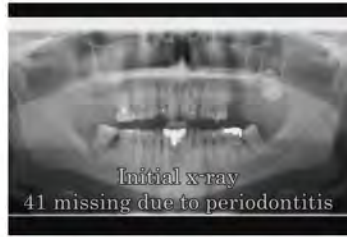


Used for cutting ligaments, minimally damnification exelcymosis

NEW!
UC3



Used for cutting ligaments, minimally damnification exelcymosis



Sinus lifting

UL1



120° Peeling of the sinus membrane

UL2



Peeling of the sinus membrane

UL3



Non-traumatic bone cutting on thin bone region (diamond-coated)
*The size of diamond grit is 100µm.

UL4



Micrometric osteotomy near the soft tissue (diamond-coated)
*The size of diamond grit is 100µm.

UL5



Peeling of the sinus membrane (angle: 95°)

NEW!
UL6

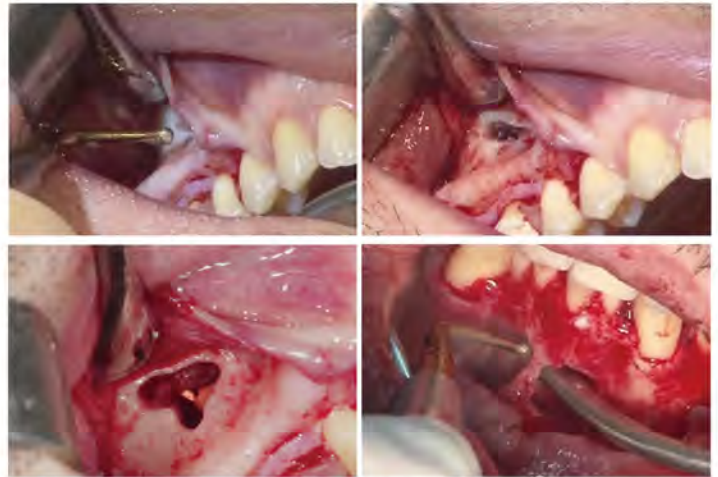


Peeling of the sinus membrane

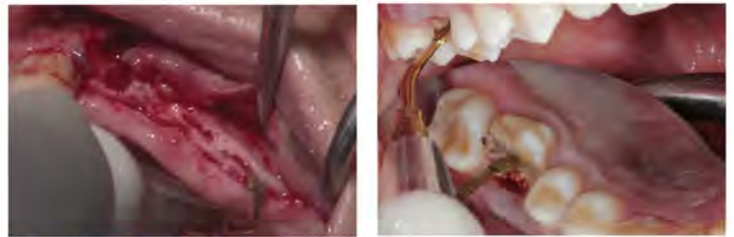
NEW!
UL7



Peeling of the sinus membrane



UL3: Micrometric osteotomy, apical cyst removal.



UL4: Micrometric osteotomy


Periodontal surgery

UP1



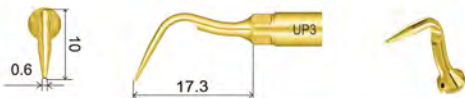
Root scaling

UP2



Root scaling

UP3



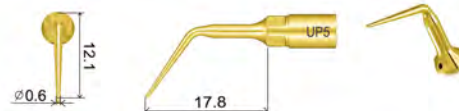
Root scaling

UP4



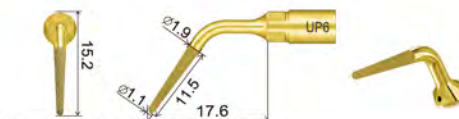
Root surface debridement and root planing (diamond-coated)
*The size of diamond grit is 40µm.

UP5



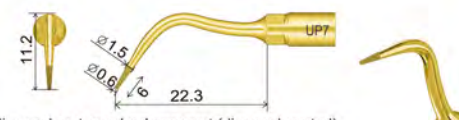
Perio treatment

UP6



Bone remodeling, root planing in perio operation
*The size of diamond grit is 40µm.

UP7



Bone remodeling and root canal enlargement (diamond-coated)
*The size of diamond grit is 40µm.