

REXTAR-X

Portable X-Ray System

The Most Advanced & Qualified Dental X-Ray Device
for Dental Professionals



Rextar X : Simple, Safe, Smart

High Quality X-Ray Images

- ✓ Highest specification for clear image
- ✓ Help patients to be comforted by faster X-ray
- ✓ Applicable not only for dental diagnosis, but also for forensics, disaster field and veterinary purpose.



Convenient Operation

- ✓ Memory buttons reduce operation time
- ✓ Hundreds of images can be obtained from one full charge

Perfect Portability

- ✓ Rechargeable battery allows mobility
- ✓ In-time checking during surgery
- ✓ Easy to operate and move
- ✓ Optional neck strap for secure & hands-free transition

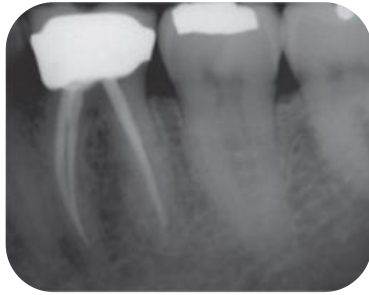


Ergonomic Design

- ✓ Weighs 2kg with battery
- ✓ Designed for one hand operation
- ✓ Stable grip
- ✓ Designed for user's safety

How to choose the best X-ray device

Technology for excellence in diagnosis



General Focal Spot

0.8mm



Rextar Series Focal Spot

0.4mm

Focal Spot

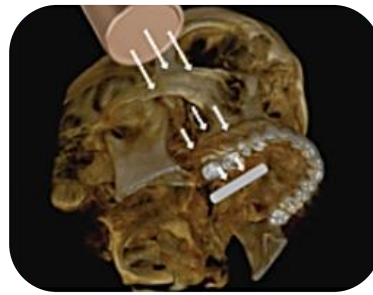
Smaller focal spot enhances the ability to define the tooth structure and nerves more sharply.

Due to the 0.4mm focal spot, operators can acquire the sharpest and highest resolution of X-ray images.

Voltage & Current

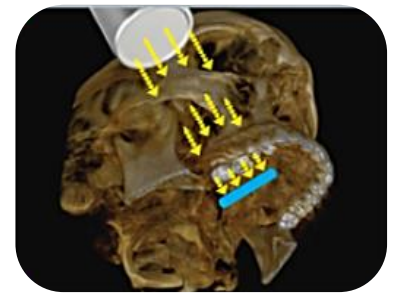
70kV tube voltage increases efficiency of penetrating power to obtain a clear X-ray image in any case, and reduces retakes caused by weak voltage.

Moderate quantity of X-ray beams in 2mA along with 70kV voltage ensures superior X-ray images for clear diagnosis.



General Voltage/Current

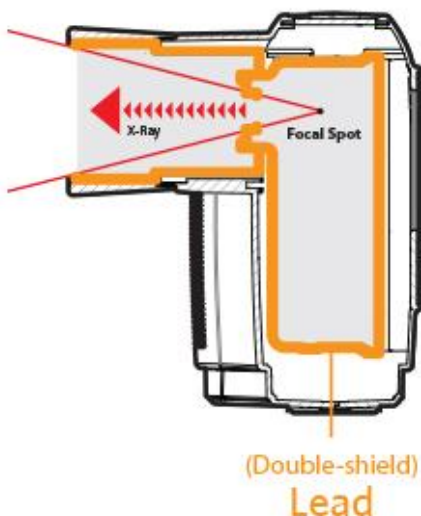
60Kv / 1~2mA



Rextar Series Voltage/Current

70Kv / 2mA

Safety



Designed with Safety in mind

Double lead lining protects operator's body, hand and other areas from X-ray radiation.

Approved quality

The Rextar's safety levels meet the international quality standard and certified by CE and KFDA. Rextar X's radiation dose is much less than those standards.

Accessories

Rextar X
 Cone 1 (40mm)
 Cone 2 (140mm)
 Hand Strap
 Neck Strap
 Carrying case
 Operation & Service Manual
 Battery
 Adapter & Power Cord



Technical Specifications

Model		REXTAR X
Input power	X-ray Unit	19 VDC 3.16A
	Battery Charger	100-240 VAC, 50~60Hz 1.7A
Output power		140W
Power Supply		11.1 VDC (Battery)
Battery		11.1 V
Frequency		70kHz
Tube kV/Ma		70kV/2mA(Fixed)
Max. Deviation	kV	±4%
	mA	±10%
X-ray Tube	Model Name	D-041
	Inherent Filtration	Min. 1.0mmAl
	Focal Spot size	0.4 X 0.4 mm
Total filtration		1.5mm @ 70kV
Weight		1.6kg

SciVision
 DENTAL MEDICAL VETERINARY

CONTACT US

info@scivisionmedical.com / www.scivisionmedical.com