

NEW

TECHNOLOGY
INNOVATIVE
PSP SCANNER

CRUXELL
DENTAL IMAGING



CRUXCAN PSP Scanner

A small, light and compactly designed scanner

CRUXCAN has designed as a user-friendly scanner. CRUXCAN is a small and light so it can be set up in small-sized dental clinic efficiently. CRUXCAN has a 4-inch LCD touch screen as a high-end device. It provides to show the largest preview image. The touchscreen offers quick and easy access to features. CRUXCAN comes in two colors as white & gray, allowing you to choose according to your preference. Moreover, ethernet cable enables rapid image transfer from scanner to pc. We developed a CRUXCAN as a simple, fast, and easy way to diagnosis for the patient image on Chairside.

Differentiate from existing PSP scanner

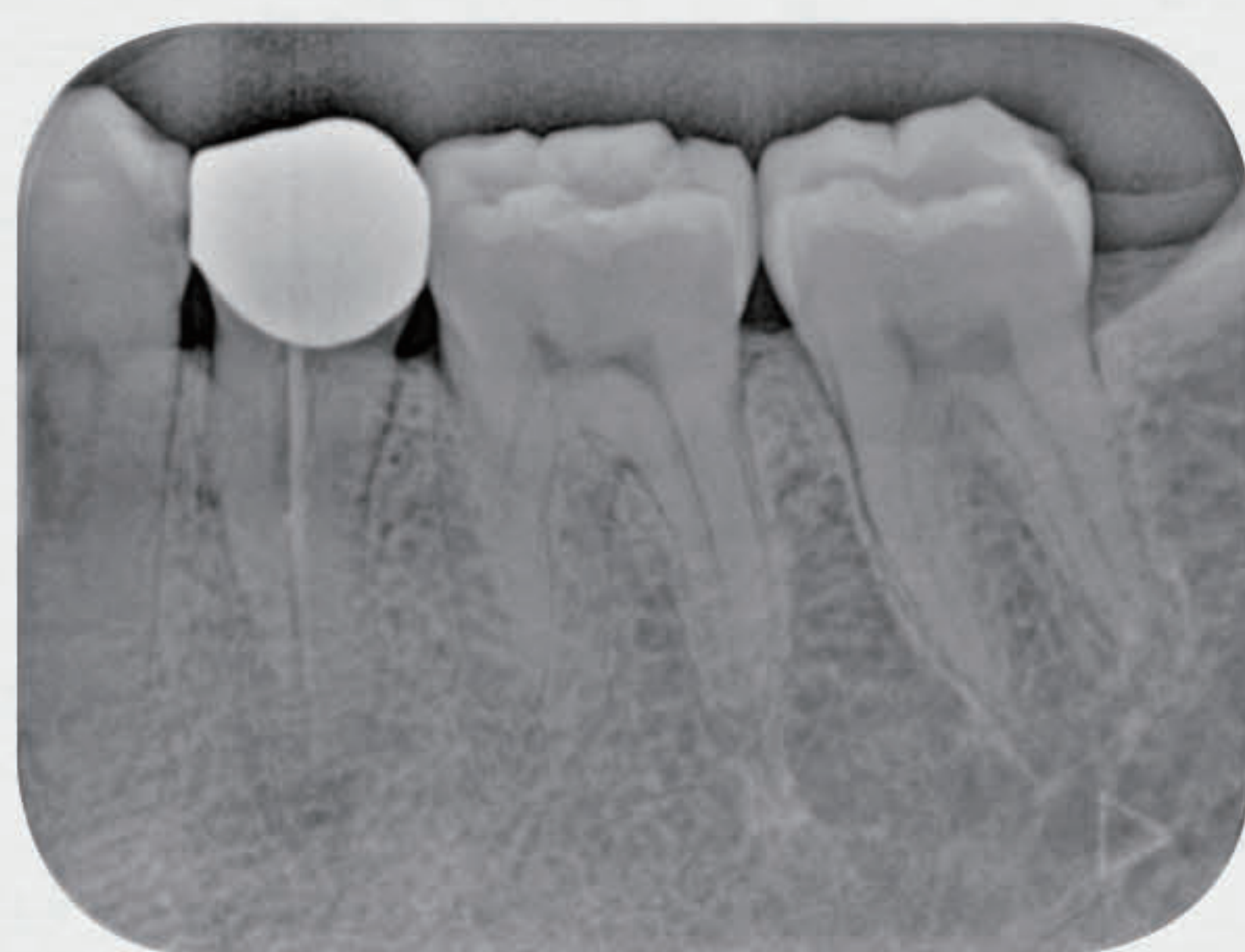
CRUXCAN has invested lots of time in technology development to realize a design that is different from existing PSP scanners. Using a semiconductor element (MPPC) other than a vacuum tube(PMT), we succeeded in miniaturizing and lightening products. Differentiated image quality enables the accurate imaging of patients. Imaging plate consists of 4 types as Size 0,1,2,3. Imaging plates are reusable. Diagnose patient teeth with easy-to-use imaging plates.

The diagram features a central image of the CRUXCAN scanner. To its left, a callout titled "Technology for Performance" includes two circular icons: one showing a laser sensor labeled "MPPC sensor for high image quality" and another showing a magnet rail system labeled "Magnet rail system for anti vibration". To the right, a callout titled "Technology for Convenience" includes three circular icons: one showing a touch screen labeled "4 inch touch screen", one showing an internal eraser labeled "Internal IP eraser", and one showing a port labeled "Ethernet and Power".

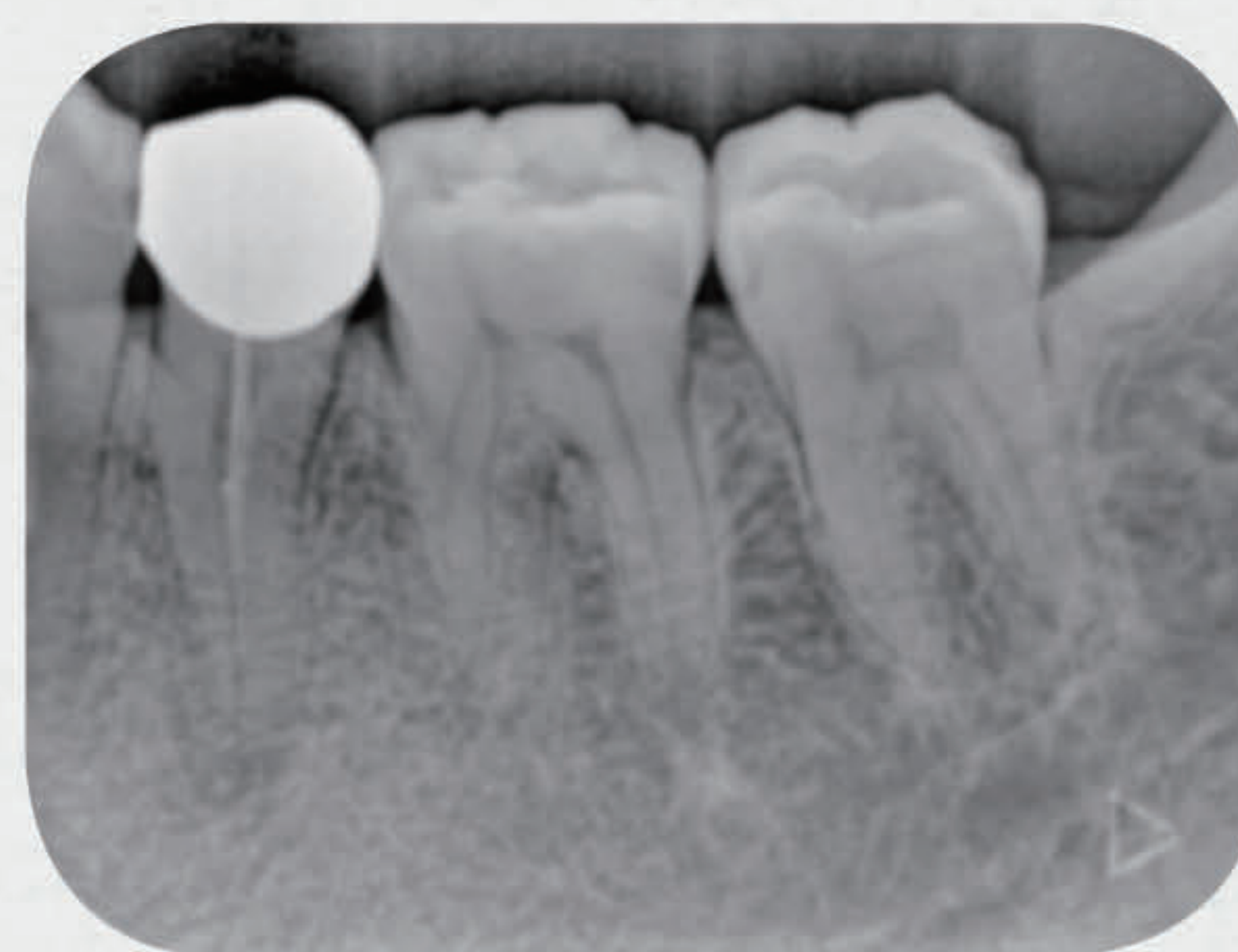
Acquire x-ray image from Imaging Plate

Get diagnosed with a clear image with flexible IP

Flexible, soft imaging plate provides for a comfortable intraoral setting. A total of 4 Size IPs allows you to photograph various dental areas or dental sizes. CRUXCAN can output image quality in SR/HR mode. Because you can achieve clear quality in all modes, you can use it conveniently without worrying about the quality setting.

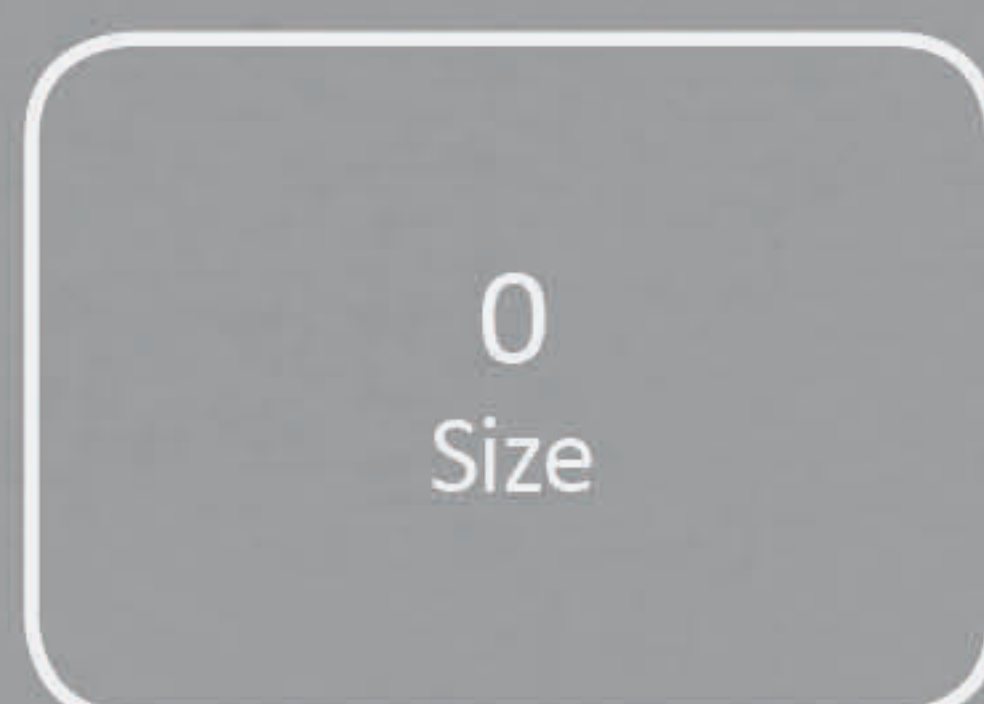


SR / Super Resolution



HR / High Resolution

Imaging plates



22 X 31mm



24 X 40mm



31 X 41mm



27 X 54mm

CRUXVIEW SOFTWARE

Convenient and Easy software

- Economical- Build at minimal cost (regular pc available)
- Scalability- DICOM 3.0 compliant, modular design makes it convenient for future expansion
- Convenience- Easy and intuitive user interface for easy editing
- Support FMS (Full mouth series)
- Support various layout to compare and read different images
- Support various image adjustment functions- Invert, Rotation, Zoom In/Out, Annotation (line, angle, magnifying glass) information
- Support external image import function
- Support modification and deletion of Study and DICOM information
- Support CD print (paper, film)
- Support multi-language (Korean and English, future languages will be supported in other countries)

CRUXVIEW with a wide range of options and convenience

The bundled software can be deployed on a PC for minimal cost and can be edited easily with an active user interface. Other features such as PACS link, DICOM print, and more are available for use-friendly programs.

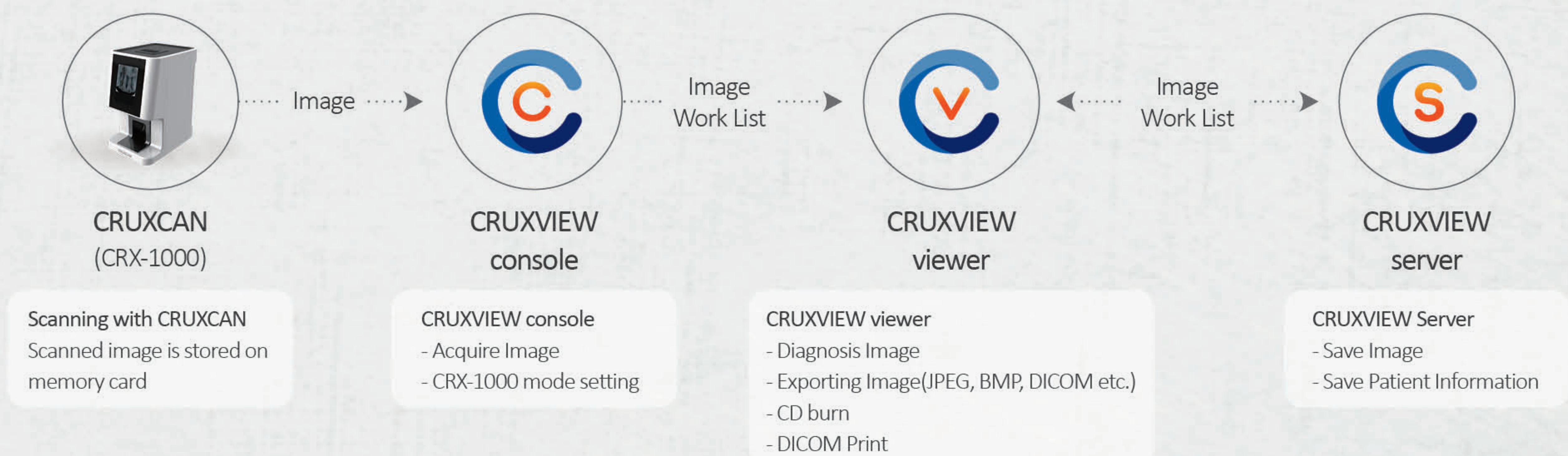


Work flow with CRUXVIEW

CRUXVIEW, powerful software technology

Beyond traditional, convenient features, CRUXVIEW supports PACS system.

You can customize it for any environment in the hospital. Also, use more efficiently and comfortably with user-friendly features.



Make more accurate diagnosis with
clear image quality with CRX-1000



CRX-1000 Specification

Supported IP	Size 0 / 1 / 2 / 3
Resolution(lp/mm)	SR:20 / HR:10
Display	4" Touch Screen
Interface	Ethernet
Multi-user Practices	Yes
Sleep Mode	Yes
Weight(kg)	3.3
Dimensions(H x W x Dmm)	233 x 141 x 191.5

- CE ISO13485
2195
- FDA 510K
- KFDA GMP